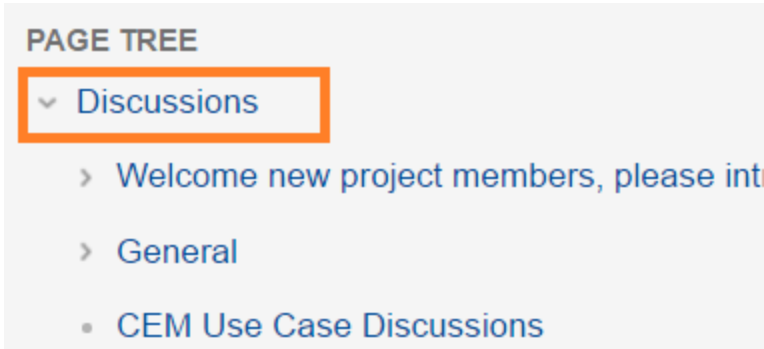


Creating project discussion forums

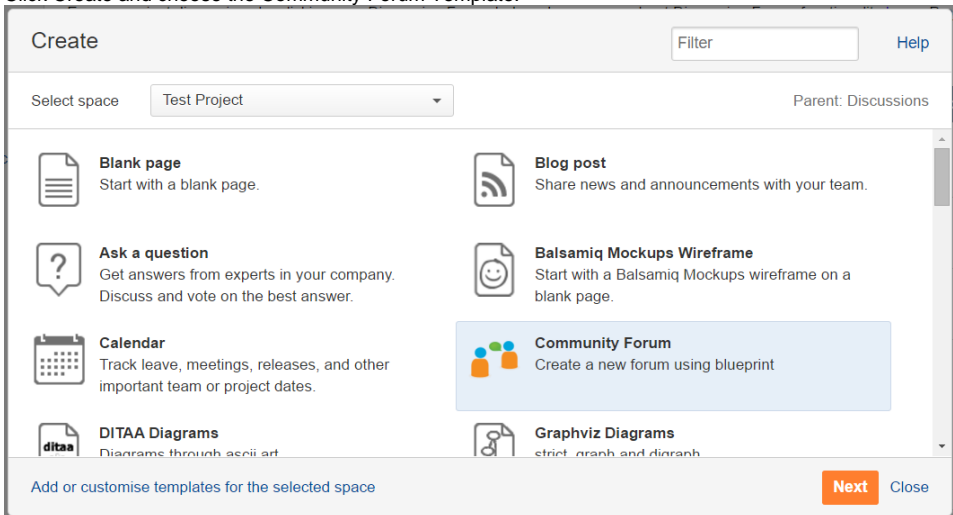
Creating project discussion forums

Project Leaders can create new discussion forum pages for those topics that merit their own forums. If you'd like a new forum, please contact your Project Leader.

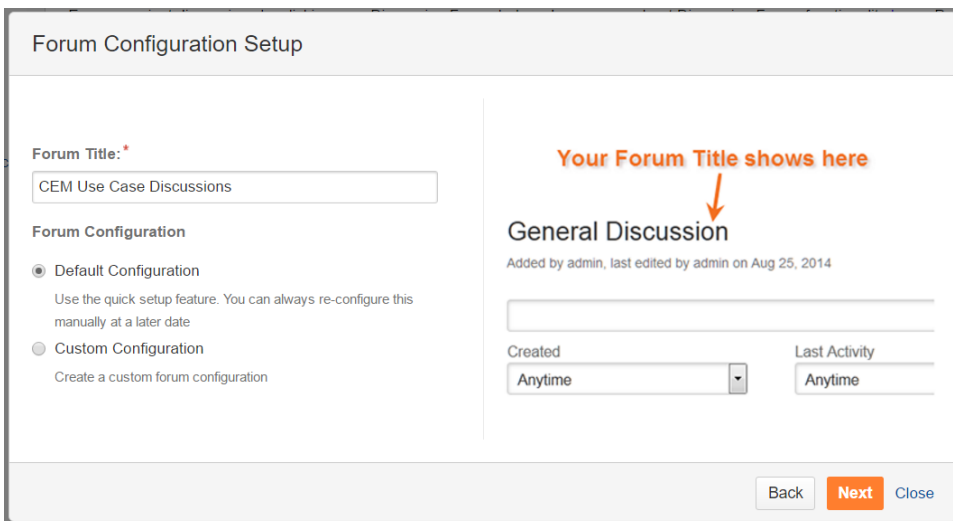
1. Be sure you are on the top level page "Discussions" in the left-hand page tree to ensure the new discussion forum will be created in the correct location.



2. Click Create and choose the Community Forum Template.



3. Enter a Forum Title that is relevant to the project team, for example "CEM Use Case Discussions"



4. Choose the Default Configuration, click Next.
5. The new discussion Forum page will now appear in the Discussions section of the page tree. The Demonstration Project has example Discussion Forum pages [here](#).

See also:

[Content Notifications](#)

[Creating announcements](#)

[Joining Discussions](#)